

# ASSESSMENT CONTENT BRIEF

---

*CLT3-6*



CLT

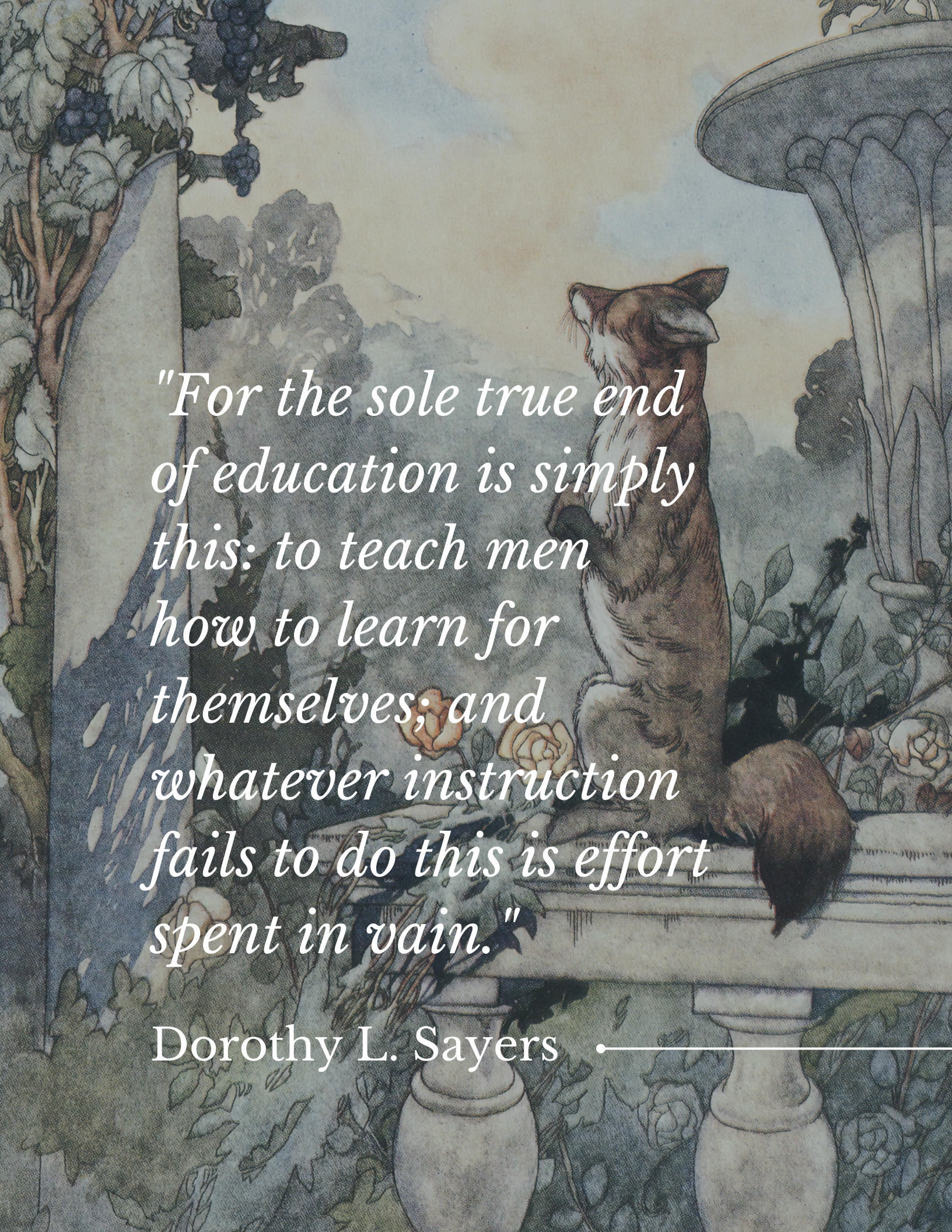
CLASSIC LEARNING TEST

Copyright © 2026 Classic Learning Initiatives, LLC. All Rights Reserved.  
No part of this publication may be reproduced, stored in a retrieval system or transmitted in any form by any means, electronic, mechanical, photocopying, recording or otherwise, without the prior written permission of Classic Learning Initiatives, LLC.

Classic Learning Initiatives and CLT are registered trademarks of Classic Learning Initiatives, LLC.

# Table of Contents

Our Mission.....	5
CLT Assessments for Grades 3-6.....	5
Purpose of Content Framework.....	6
CLT3 Test Design.....	8
CLT3 Skills.....	10
CLT4 Test Design.....	15
CLT4 Skills.....	17
CLT5 Test Design.....	24
CLT5 Skills.....	26
CLT6 Test Design.....	33
CLT6 Skills.....	35



*"For the sole true end  
of education is simply  
this: to teach men  
how to learn for  
themselves; and  
whatever instruction  
fails to do this is effort  
spent in vain."*

Dorothy L. Sayers •

# Our Mission

Classic Learning Test (CLT) exists to reconnect knowledge and virtue by providing meaningful assessments and connections to seekers of truth, goodness, and beauty. Unlike other tests that change according to educational trends and legislative actions, CLT assessments are based on enduring concepts that stand the test of time and are accessible to students from a variety of educational backgrounds.

## The CLT Assessments for Grades 3-6

CLT's newest goal is to create meaningful summative assessments that provide an opportunity for students in Grades 3-6 to think more deeply about great ideas inspired by literature, scholars, artists, scientists, and mathematicians by connecting test content directly to the classroom and encouraging curiosity about what is true, what is good, and what is beautiful. The CLT Assessments for Grades 3-6 each contain two Verbal Reasoning Sections and two Quantitative Reasoning sections. Each section is untimed, but it is expected that most students should be able to finish each section in approximately 45 minutes. The assessments are available both on paper and online, and can be flexibly administered by section.

### *Verbal Reasoning Sections (Sections 1 & 2)*

The two Verbal Reasoning sections for each grade level measure a student's ability to comprehend and analyze texts sourced from classic children's literature. These sections include poetry, fairy tales, fables, and historical fiction, as well as from non-fiction sources representing history, civics, and the arts. The questions measure reading comprehension and analysis skills such as main idea, structure, themes and point of view, supporting arguments, finding details, and grade-appropriate vocabulary in context, as well as grammar skills in spelling, punctuation, capitalization, word morphology, parts of speech, and sentence structure.

### *Quantitative Reasoning Sections (Sections 3 & 4)*

The Quantitative Reasoning sections measure a student's ability at each grade to perform arithmetic and mathematical computations and to reason geometrically and mathematically. Section 3 focuses more heavily on mathematics content (achievement) skills in number sense, operations, measurement, and properties of shapes. Section 4 focuses more heavily on reasoning skills including logic, word problems, and mathematical and geometrical reasoning.

# Purpose of Content Framework

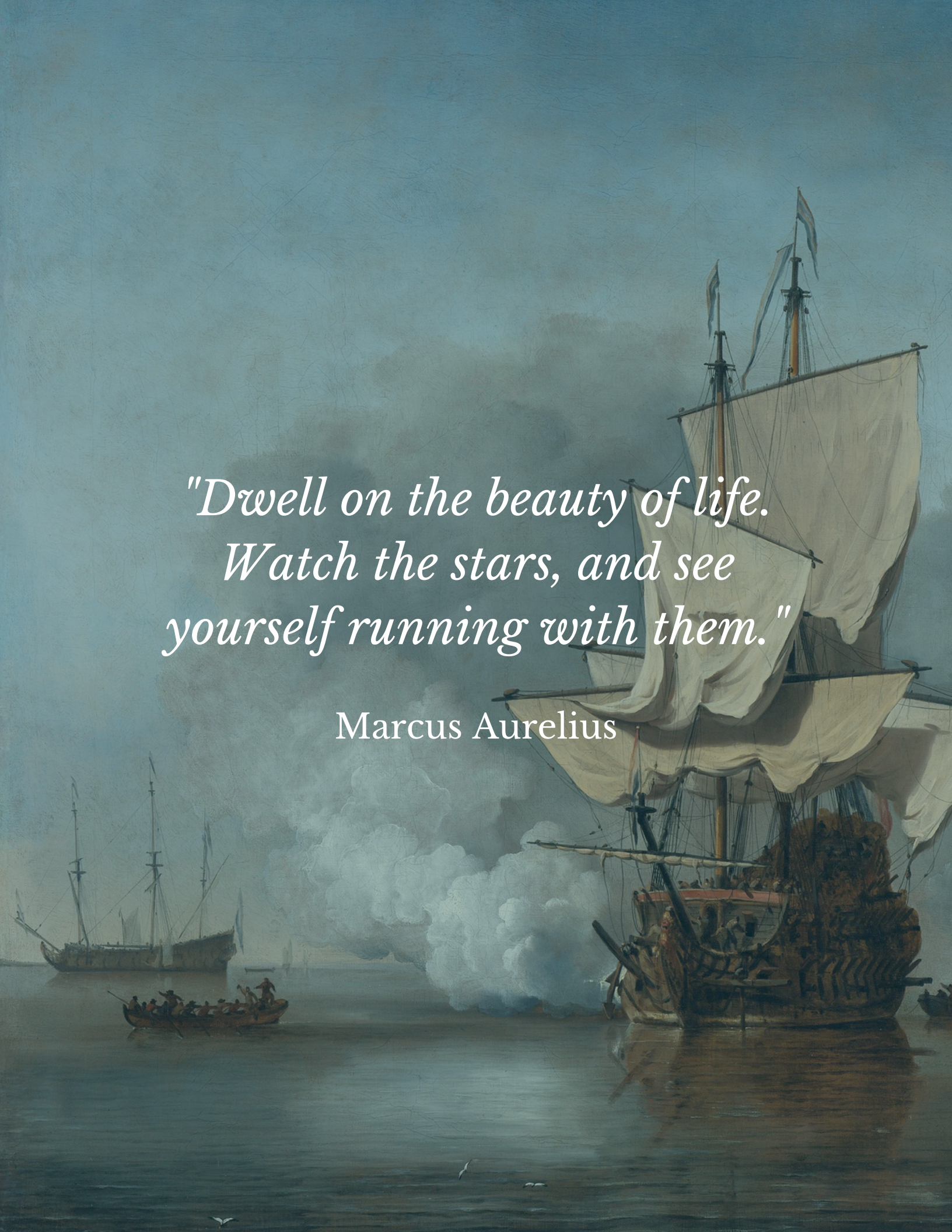
The purpose of this Content Framework Brief is to share the high-level test blueprint for each grade along with the list of skills that each assessment has been developed to measure. In developing this framework, our content experts reviewed various curricula as a starting point to form a basis for skill development across grades. Some of these curricula include:

- The Trivium: The Liberal Arts of Logic, Grammar, and Rhetoric by Sister Miriam Joseph, C.S.C, PhD
- Core Knowledge Curriculum Series by E.D. Hirsch
- Singapore Math curriculum
- Math in Focus curriculum
- The Spelling Workout (Modern Curriculum Press)
- Rod and Staff English curriculum
- Word Roots (Critical Thinking Co.)

Once the initial set of skills were developed, we convened advisory committees of elementary educators and school leaders to review, discuss, and edit the grade level skills. Once the grade level skills were developed, we formed a Vertical Articulation Committee to review each set of grade level skills in grade pairs to ensure a logical content coherence of skills across grades. Once the vertically aligned skill framework was complete, we sent out surveys to collect public comment on the skills. After the public comments were reviewed, we made final tweaks to the skills and then embarked on the assessment development processes, including developing test blueprints, item and form specifications, and item development plans.

The CLT Assessments for Grades 3-6 measuring the skills outlined in this Content Framework Brief were piloted in Spring 2023. The purpose of the pilot test was to make sure that the test questions appropriately measure the skills, are of appropriate level of difficulty, and comply with standards of technical rigor and quality. The pilot test also allowed us to build the final forms and final score scales, and calculate the norm-referenced comparison data. The pilot test also contained additional test questions that were used as part of a [Lexile® and Quantile® Research Study](#), which allowed the CLT assessments to provide Lexile and Quantile measures along with norm-referenced Lexile and Quantile National Percentiles.

In the pages that follow, we provide the test design for each grade including the high-level test blueprint, the content descriptions, and the skills that will be measured.



*"Dwell on the beauty of life.  
Watch the stars, and see  
yourself running with them."*

Marcus Aurelius

# CLT3 Test Design: Verbal Reasoning

## Essentials of Grammar

*Orthography:* The orthography subdomain tests a student's ability to spell grade-appropriate words correctly, identify misspelled words, apply proper punctuation and capitalization rules, and understand basic English word morphology. These questions make up approximately 20% of the exam.

*Parts of Speech:* The parts of speech subdomain tests a student's ability to identify nouns and pronouns in phrases or sentences, identify the three types of verbs and their usage, and recognize parts of speech in a narrative or instructional text. These questions make up approximately 15% of the exam.

*Sentence Structure and Diagramming:* The sentence structure and diagramming subdomain tests a student's ability to understand basic sentence structure and recognize the various parts of a sentence that make up the proper construction of the sentence. These questions make up approximately 15% of the exam.

## Analysis

*Textual Analysis and Interpretation of Evidence:* The textual analysis and interpretation of evidence subdomains test a student's ability to identify the moral or lesson in a fable or fairy tale and find evidence to support claims made in a narrative or instructional text. These questions make up approximately 10% of the exam.

## Reading Comprehension

*Passage as a Whole:* The passage as a whole subdomain tests a student's ability to comprehend the main ideas of a narrative or instructional text and identify parts of a text that make up the structure of a narrative or instructional text. These questions take up approximately 15% of the exam.

*Passage Details:* The passage details subdomain tests a student's ability to find specific details and to understand the meaning of vocabulary words within a narrative or instructional text. These questions make up approximately 15% of the exam.

## Writing Concepts and Skills

*Style and Word Choice:* The style and word choice subdomains test a student's ability to recognize elements of writing style such as the use of figurative language, to recognize the author's tone, and to choose the word that best fits in the context of a narrative or instructional text. These questions make up approximately 10% of the exam.

# CLT3 Test Design: Quantitative Reasoning

## Arithmetic and Operations

*Numbers and Counting:* The numbers and counting subdomain tests a student's ability to determine the place value of digits in whole numbers up to 10,000 and to demonstrate basic number sense of whole numbers up to 10,000, simple fractions, and money. These questions make up approximately 18% of the exam.

*Operations with Whole Numbers:* The operations with whole numbers subdomain tests a student's ability to properly apply properties of operations and perform the basic operations of arithmetic using whole numbers up to 10,000. These questions make up approximately 18% of the exam.

*Algebraic Reasoning and Patterns:* The algebraic reasoning and patterns subdomain tests a student's ability to use the inverse properties of operations to find missing numbers in equations and recognize basic number patterns for whole numbers up to 10,000. These questions make up approximately 18% of the exam.

## Geometrical Reasoning

*Measurement:* The measurement subdomain tests a student's ability to recognize units of length, weight, and time measurements and to perform simple measurement-related calculations. These questions make up approximately 14% of the exam.

*Properties of Shapes:* The measurement subdomain tests a student's ability to identify shapes and their properties, identify spatial patterns, and find area and perimeter of regular polygons. These questions make up approximately 14% of the exam.

## Mathematical Reasoning

*Logic and Word Problems:* The logic and word problems subdomains test a student's ability to solve problems where it is necessary to determine if a condition is true or false, find the number of solutions that meet two conditions, solve geometric and arithmetic word problems and word problems involving interpreting simple graphs. These questions make up approximately 20% of the exam.

# CLT3 Skills

## I. Verbal Reasoning: Grammar

### A. Essentials of Grammar

#### 1. Orthography

##### a) Spelling

- (1) To identify words that are spelled correctly
- (2) To identify commonly misspelled words
- (3) To distinguish the spelling of different homophones based on their meaning
- (4) To distinguish between synonyms and antonyms
- (5) To recognize the proper construction of a contraction in a phrase or sentence

##### b) Punctuation

- (1) To apply the appropriate usage of commas before coordinating conjunctions in a phrase or sentence
- (2) To apply the appropriate usage of commas in a list (oxford comma) in a phrase or sentence
- (3) To apply the appropriate usage of apostrophes in words, phrases, and sentences
- (4) To apply the appropriate usage of end marks in a sentence

##### c) Capitalization

- (1) To identify when a word should or should not be capitalized

##### d) Word Morphology

- (1) To understand the meaning of common prefixes and suffixes
- (2) To be able to count the number of syllables in a word

#### 2. Parts of Speech

##### a) Nouns and Pronouns (including pronoun-antecedent agreement)

- (1) To identify whether a noun or pronoun is singular or plural in a phrase or a sentence
- (2) To identify proper nouns in a phrase or a sentence
- (3) To recognize regular and irregular plural forms of singular nouns
- (4) To use the correct case and number of a pronoun to replace a noun

##### b) Verbs and Verb Tense

- (1) To identify the three types of verbs (action, linking, and helping)
- (2) To identify proper usage of verb tense in a sentence

##### c) Parts of Speech in Context

- (1) To recognize words used as nouns, pronouns, verbs, adjectives, and adverbs in simple sentences from literature

#### 3. Sentence Structure and Diagramming

##### a) Sentence Structure

- (1) To identify the simple subject and simple predicate of a sentence
- (2) To identify the four main types of sentences (interrogative, statement, exclamatory, command)
- (3) To distinguish between simple and compound sentences

##### b) Preposition Usage

- (1) To recognize the proper usage of prepositions in a phrase or a sentence

## II. Verbal Reasoning: Reading Comprehension and Writing

### A. Analysis

#### 1. Textual Analysis & Interpretation of Evidence

##### a) Themes and Point of View

- (1) To identify the moral or lesson conveyed in a classical passage (fable/fairy tale)

##### b) Supporting Arguments (Evidence)

- (1) To find supporting textual evidence for claims made in a narrative or instructional text

### B. Reading Comprehension

#### 1. Passage as a Whole

##### a) Main Ideas

- (1) To demonstrate comprehension of the main ideas of a narrative or instructional text
- (2) To identify the problem and the solution in a narrative

##### b) Structure

- (1) To identify the elements of a story's structure that indicate the beginning, the middle, and the end
- (2) To list the scenes in a narrative in chronological order
- (3) To identify how the author organizes a text (i.e., chronologically, cause and effect, etc.)
- (4) To recognize the use of poetic devices like rhyme and stanzas

#### 2. Passage Details

##### a) Finding Details

- (1) To identify relevant facts and details mentioned in a narrative or instructional text
- (2) To identify and/or infer relevant aspects of setting, plot, and character(s) in a narrative

##### b) Vocabulary Use in Context

- (1) To understand the meaning of age-appropriate words or phrases in a narrative text or instructional text

### C. Writing Concepts and Skills

#### 1. Style

##### a) Use of Figurative Language

- (1) To recognize the use of figurative language, such as simile, metaphor (advanced skill)
- (2) To recognize the use of figurative language, such as onomatopoeia, and alliteration

##### b) Tone

- (1) To choose the sentence or phrase that uses the appropriate tone based on the overall tone of the passage

#### 2. Word Choice

##### a) Word Choice

- (1) To choose the word that best fits the context of the sentence

### III. Quantitative Reasoning and Mathematics

#### A. Arithmetic and Operations

##### 1. Numbers and Counting

###### a) Place Value (Whole Numbers up to 10,000)

(1) To determine the value of a digit or digits given its place in whole numbers up to 10,000

###### b) Number Sense (Whole Numbers up to 10,000, Fractions, and Money)

(1) To count whole numbers up to 10,000 (e.g., write with words, standard form, etc)

(2) To identify and locate whole numbers on an open or segmented number line

(3) To compare the values of whole numbers

(4) To round and estimate numbers to the nearest hundred and thousand

(5) To count dollars and cents up to \$1.00

(6) To recognize the value of different denominations of money up to \$10

(7) To convert between dollars and cents

(8) To identify proper fractions on an open or segmented number line and their relative positions on the number line

(9) To compare fractions with like and unlike denominators

(10) To find equivalent fractions, including simplifying fractions

##### 2. Operations with Whole Numbers

###### a) Properties of Operations

(1) To apply the identity property of addition and multiplication

(2) To apply the zero property of multiplication

(3) To apply the commutative property of multiplication

###### b) Operations

(1) To add and subtract whole numbers up to 10,000

(2) To estimate sums and differences between whole numbers the sum of which is less than 10,000

(3) To multiply whole numbers up to 1,000 by a 1-digit whole number multiplier

(4) To multiply ones, tens, and hundreds

(5) To divide 3-digit whole number dividends by 1-digit whole number divisors up to 5 without remainder

(6) To divide multiples of 100 by multiples of 10

##### 3. Algebraic Reasoning and Patterns

###### a) Finding Number Patterns

(1) To discover and predict next items in simple arithmetic number patterns of whole numbers up to 10,000

###### b) Finding Missing Numbers in Equations (i.e., $\_\_\_\_ + 20 = 52$ )

(1) To identify the missing values on either side of an equal sign involving addition, subtraction, multiplication, and division

#### B. Geometrical Reasoning

##### 1. Measurement (English and Metric Systems)

###### a) Length Problems

(1) To recognize centimeters, meters, and kilometers as units of length in the metric system

(2) To recognize inches, feet, yards, and miles as units of length in the English system

(3) To add and subtract length measurements in centimeters, meters, and/or kilometers (using whole numbers only)

(4) To add and subtract length measurements in inches, feet, and/or yards (using whole numbers only)

- b) Weight/Mass Problems
  - (1) To recognize grams and kilograms as units of mass in the metric system
  - (2) To recognize ounces and pounds as units of weight in the English system
  - (3) To add and subtract masses in grams and kilograms (whole numbers)
  - (4) To add and subtract weights in ounces and pounds (whole numbers)
- c) Time
  - (1) To calculate time in years, months, days, hours, minutes, and seconds
  - (2) To calculate elapsed time using a time frame less than 24 hours
- 2. Properties of Shapes
  - a) Identifying Simple Shapes and Their Properties
    - (1) To recognize congruent shapes (i.e., Which of the following have the same size and shape?)
    - (2) To recognize and identify regular polygons by their number of sides up to decagon
    - (3) To identify types of quadrilaterals by their number of sides and angles
    - (4) To recognize when lines are parallel, perpendicular, or neither
    - (5) To identify the line of symmetry in circles
  - b) Identifying Spatial Patterns
    - (1) To predict the next shape in a pattern of shapes
    - (2) To predict part-whole relationships within a pattern
    - (3) To predict simple transformations of shapes within a pattern (i.e., rotation, reflection)
  - c) Finding Area and Perimeter of Regular Polygons (Squares, Rectangles, and Triangles)
    - (1) To calculate the area and perimeter of rectangles and simple composite figures (composed of rectangular shapes)
- C. Mathematical Reasoning
  - 1. Logic
    - a) Which of the following is true?
      - (1) To solve word problems where it is necessary to find the condition which is true
    - b) Conditions Logic Problems
      - (1) To solve word problems where it is necessary to find the number of solutions that meet two conditions
  - 2. Word Problems
    - a) Geometric Word Problems
      - (1) To solve word problems that involve finding the area or perimeter of rectangular shapes in real life scenarios
    - b) Arithmetic Word Problems
      - (1) To solve one- or two-step word problems using addition and/or subtraction with and without regrouping
      - (2) To solve one- or two-step word problems using multiplication and/or division involving a single digit multiplier or a single digit divisor
      - (3) To solve one-step word problems involving adding or subtracting dollars and cents
    - c) Data Analysis
      - (1) To read and interpret data from simple tables, picture graphs, and bar graphs



*"And what, Socrates,  
is the food of the  
soul? Surely, I said,  
knowledge is the  
food of the soul."*

Plato

---

# CLT4 Test Design: Verbal Reasoning

## Essentials of Grammar

*Orthography:* The orthography subdomain tests a student's ability to spell grade-appropriate words correctly, identify misspelled words, apply proper punctuation and capitalization rules, and understand basic English word morphology. These questions make up approximately 18% of the exam.

*Parts of Speech:* The parts of speech subdomain tests a student's ability to identify nouns and pronouns in phrases or sentences, identify verbs and their usage, and recognize parts of speech in a narrative or instructional text. These questions make up approximately 18% of the exam.

*Sentence Structure and Diagramming:* The sentence structure and diagramming subdomain tests a student's ability to understand basic sentence structure and recognize the various parts of a sentence that make up the proper construction of the sentence. These questions make up approximately 15% of the exam.

## Analysis

*Textual Analysis and Interpretation of Evidence:* The textual analysis and interpretation of evidence subdomains test a student's ability to identify the moral or lesson in a classical passage and find evidence to support claims made in a narrative or instructional text. These questions make up approximately 10% of the exam.

## Reading Comprehension

*Passage as a Whole:* The passage as a whole subdomain tests a student's ability to comprehend the main ideas of a narrative or instructional text and identify parts of a text that make up the structure of a narrative or instructional text. These questions make up approximately 10% of the exam.

*Passage Details:* The passage details subdomain tests a student's ability to find specific details and to understand the meaning of vocabulary words within a narrative or instructional text. These questions make up approximately 10% of the exam.

*Word Relationships:* The word relationships subdomain tests a student's ability to identify the relationship between a given pair of words or a phrase that share a relationship with another pair of words or phrases. These questions make up approximately 10% of the exam.

## Writing Concepts and Skills

*Style and Word Choice:* The style and word choice subdomains test a student's ability to recognize elements of writing style such as the use of figurative language, to recognize the author's tone, and to choose the word that best fits in the context of a narrative or instructional text. These questions make up approximately 10% of the exam.

# CLT4 Test Design: Quantitative Reasoning

## Arithmetic and Operations

*Numbers and Counting:* The numbers and counting subdomain tests a student's ability to determine the place value of digits in whole numbers up to one million and to demonstrate basic number sense of whole numbers up to one million; fractions, decimals, and money. These questions make up approximately 12% of the exam.

*Operations with Whole Numbers, Fractions, and Decimals:* The operations with whole numbers, fractions, and decimals subdomain tests a student's ability to perform the basic operations of arithmetic using whole numbers up to one million; fractions and decimals. These questions make up approximately 12% of the exam.

*Algebraic Reasoning, Patterns, and Basic Number Theory:* The algebraic reasoning, patterns, and basic number theory subdomain tests a student's ability to use the inverse properties of operations to find missing numbers in equations, recognize basic number patterns for whole numbers up to million, and find factors and multiples, including the use of basic divisibility rules. These questions make up approximately 12% of the exam.

## Geometrical Reasoning

*Measurement:* The measurement subdomain tests a student's ability to recognize units of length, weight, and time measurements and to perform simple measurement-related calculations. These questions make up approximately 12% of the exam.

*Plane Geometry and Properties of Shapes:* The measurement subdomain tests a student's ability to identify shapes and their properties, identify spatial patterns, and find area and perimeter of regular polygons. These questions make up approximately 12% of the exam.

## Mathematical Reasoning

*Logic and Word Problems:* The logic and word problems subdomains test a student's ability to solve problems where it is necessary to determine if a condition is true or false, find the number of solutions that meet two conditions, solve geometric and arithmetic word problems, and word problems involving basic interpretation of graphs. These questions make up approximately 20% of the exam.

# CLT4 Skills

## I. Verbal Reasoning: Grammar

### A. Essentials of Grammar

#### 1. Orthography

##### a) Spelling

- (1) To identify words that are spelled correctly
- (2) To identify commonly misspelled words
- (3) To distinguish the spelling of different homophones based on their meaning
- (4) To distinguish between the meanings of different homophones
- (5) To distinguish between synonyms and antonyms (i.e., abandon {synonyms: leave, give up; antonyms: stay, retain})
- (6) To recognize the proper construction of a contraction in a phrase or sentence
- (7) To derive a proper adjective from its proper noun
- (8) To identify the correct comparatives and superlatives for adjectives

##### b) Punctuation

- (1) To apply the appropriate usage of commas before coordinating conjunctions in a phrase or sentence
- (2) To apply the appropriate usage of commas in a list (Oxford comma) in a phrase or sentence
- (3) To apply the appropriate usage of commas in nouns of direct address, simple quotations, and appositives
- (4) To apply the appropriate usage of apostrophes in words, phrases, and sentences
- (5) To recognize the appropriate use of end marks in a sentence

##### c) Capitalization

- (1) To identify when a word should or should not be capitalized

##### d) Word Morphology

- (1) To understand the meaning of common prefixes and suffixes

#### 2. Parts of Speech

##### a) Nouns, Pronouns, and Possessive Adjectives

- (1) To identify whether a noun or pronoun is singular or plural in a phrase or a sentence
- (2) To distinguish between possessive plural nouns and non-possessive plural nouns (i.e., boys vs. boys')
- (3) To recognize regular and irregular plural forms of singular nouns
- (4) To distinguish between common and proper nouns in a phrase or sentence
- (5) To use the correct case and number of a pronoun to replace a noun in simple and compound sentences
- (6) To choose the correct form of regular and irregular plural nouns
- (7) To distinguish between possessive pronouns, adjectives, and contractions in a phrase or sentence

##### b) Verbs and Verb Tense

- (1) To recognize the correct usage of present, past, and future of verbs
- (2) To recognize the correct usage of present perfect and past perfect tenses of verbs
- (3) To identify the appropriate conjugation of the verb in a verb phrase (simple and progressive)

- c) Parts of Speech in Context
  - (1) To recognize words used as nouns, pronouns, verbs, adjectives, and adverbs in sentences from literature
  - (2) To recognize words used as interjections, prepositions, and conjunctions in sentences from literature
  - (3) To recognize the correct usage of comparative adjectives
- 3. Sentence Structure and Diagramming
  - a) Sentence Structure
    - (1) To identify the simple subject, simple predicate, and modifiers (of the subject or predicate)
    - (2) To identify the four main types of sentences (interrogative, statement, exclamatory, command)
    - (3) To identify introductory sentences, body sentences, and concluding sentences in the context of a whole paragraph
    - (4) To distinguish between simple and compound sentences
    - (5) To recognize and distinguish between run-on sentences, sentence fragments, and complete sentences
  - b) Preposition Usage
    - (1) To recognize the proper usage of prepositions in a phrase or a sentence

## II. Verbal Reasoning: Reading Comprehension and Writing

### A. Analysis

- 1. Textual Analysis & Interpretation of Evidence
  - a) Themes and Point of View
    - (1) To identify the moral or lesson conveyed in a classical passage
  - b) Supporting Arguments (Evidence)
    - (1) To find supporting textual evidence for claims made in the text

### B. Reading Comprehension

- 1. Passage as a Whole
  - a) Main Ideas
    - (1) To demonstrate comprehension of the main ideas of a narrative or instructional text
    - (2) To identify the problem and solution in a narrative
  - b) Structure
    - (1) To identify the elements of a story's structure that indicate the beginning, middle, and end
    - (2) To list the scenes in a narrative in chronological order
    - (3) To identify how the author organizes a text (i.e., chronologically, cause and effect, etc.)
    - (4) To recognize the use of poetic devices, such as stanza and rhyme
- 2. Passage Details
  - a) Finding Details
    - (1) To recall facts and details mentioned in a narrative or instructional text
    - (2) To identify and/or infer setting and character(s) in a narrative
    - (3) To identify and/or infer plot, problem, and solution in a narrative
    - (4) To understand relationships (similarities, contrasts, etc) between settings, characters, and ideas
  - b) Vocabulary Use in Context
    - (1) To identify the meaning of age-appropriate words or phrases in a narrative text or in an instructional text

- 3. Word Relationships
  - a) Analogies
    - (1) To identify the proper relationship between a pair of words that share a similar relationship as two given words
- C. Writing Concepts and Skills
  - 1. Style
    - a) Use of Figurative Language
      - (1) To recognize the use of figurative language, such as simile, metaphor, and personification
      - (2) To recognize the use of figurative language, such as onomatopoeia and alliteration
    - b) Tone
      - (1) To choose the sentence or phrase that uses the appropriate tone based on the overall tone of the passage
  - 2. Word Choice
    - a) Word Choice
      - (1) To choose the word that best fits the context of the sentence

### III. Quantitative Reasoning and Mathematics

#### A. Arithmetic and Operations

##### 1. Numbers and Counting

###### a) Place Value

- (1) To determine the value of a digit or digits given its place in whole numbers up to one million
- (2) To determine the value of a digit or digits given its place in decimals to the tenths and hundredths place

###### b) Number Sense

- (1) To identify and locate whole numbers up to one million on an open or segmented number line and their relative positions on the number line
- (2) To compare the value of whole numbers up to one million
- (3) To round 5- and 6-digit whole numbers to any given place value(s)
- (4) To convert between dollars and cents
- (5) To identify or locate proper and improper fractions and mixed numbers on an open or segmented number line and their relative positions on the number line
- (6) To convert between improper fractions and mixed numbers with denominators up to 12, as well as 25, 50, 75, and 100
- (7) To compare fractions with like and unlike denominators
- (8) To find equivalent fractions, including simplifying fractions

##### 2. Operations with Whole Numbers, Fractions, and Decimals

- (1) To add and subtract whole numbers up to one million
- (2) To estimate products and quotients of whole numbers to the nearest place value
- (3) To multiply and divide multiples of 10s (i.e., 400 x 400)
- (4) To multiply whole numbers up to one million by a 1-digit multiplier
- (5) To multiply 2- and 3-digit whole numbers by 2-digit whole numbers
- (6) To divide up to 4-digit whole number by a 1-digit divisor without a remainder
- (7) To divide up to 4-digit whole number by a 1-digit divisor with a remainder
- (8) To add and subtract fractions with like denominators up to 12, as well as 25, 50, 75, and 100
- (9) To multiply a fraction with denominators up to 12, as well as 25, 50, 75, and 100 by a whole number
- (10) To add and subtract decimals to the tenths and hundredths place
- (11) To add and subtract decimals in the form of money

##### 3. Algebraic Reasoning, Patterns, and Basic Number Theory

###### a) Finding Number Patterns

- (1) To recognize simple arithmetic number patterns of whole numbers up to one million

###### b) Finding Missing Numbers in Equations

- (1) To identify the missing values on either side of an equal sign involving addition and subtraction
- (2) To identify the missing values on either side of an equal sign involving multiplication and division

###### c) Factors, Multiples, and Divisibility Rules

- (1) To list all factors of a given whole number
- (2) To list a finite number of multiples of a given whole number
- (3) To find common factors of two or three whole numbers

- (4) To find the least common multiple of two whole numbers
- (5) To find the greatest common factor of two whole numbers
- (6) To use divisibility rules to identify multiples of a given number (divisibility rules for 2, 5, and 10)

## B. Geometrical Reasoning

### 1. Measurement (English and Metric Systems)

#### a) Length Problems

- (1) To compare units of length within the same measurement system (English and metric)
- (2) To convert between units of length within the same measurement system (English and metric)

#### b) Weight/Mass Problems

- (1) To compare units of weight/mass within the same measurement system (English and metric)
- (2) To convert between units of weight/mass within the same measurement system (English and metric)

#### c) Time

- (1) To convert time into years, months, days, hours, minutes, and seconds

### 2. Plane Geometry and Properties of Shapes

#### a) Plane Geometry

- (1) To identify parallel and perpendicular lines (requires a figure)
- (2) To classify an angle as either acute, obtuse, or right

#### b) Identifying Spatial Patterns

- (1) To predict the next shape in a pattern of shapes
- (2) To predict part-whole relationships within a pattern
- (3) To predict simple transformations of shapes within a pattern (i.e., rotation, reflection)

#### c) Identifying Simple Shapes and Their Properties

- (1) To classify quadrilaterals as parallelograms, rectangles, and squares
- (2) To classify quadrilaterals as rhombi and/or trapezoids
- (3) To identify properties of quadrilaterals, such as: a) with a diagram: perpendicularity, parallelism, and congruency of sides and angles; b) without a diagram: all of the above, as well as types of angles and sides in a given type of quadrilateral
- (4) To identify the line of symmetry in various shapes

#### d) Finding Area and Perimeter of Regular Polygons (Squares, Rectangles, and Triangles)

- (1) To calculate the area and perimeter of rectangles and squares
- (2) To calculate the area perimeter of composite figures

## C. Mathematical Reasoning

### 1. Logic

#### a) Which of the following is true?

- (1) To solve word problems where it necessary to find the condition that is true

#### b) Conditions Logic Problems

- (1) To solve word problems where it is necessary to find the number of solutions that meet two conditions

### 2. Word Problems

#### a) Geometric Word Problems

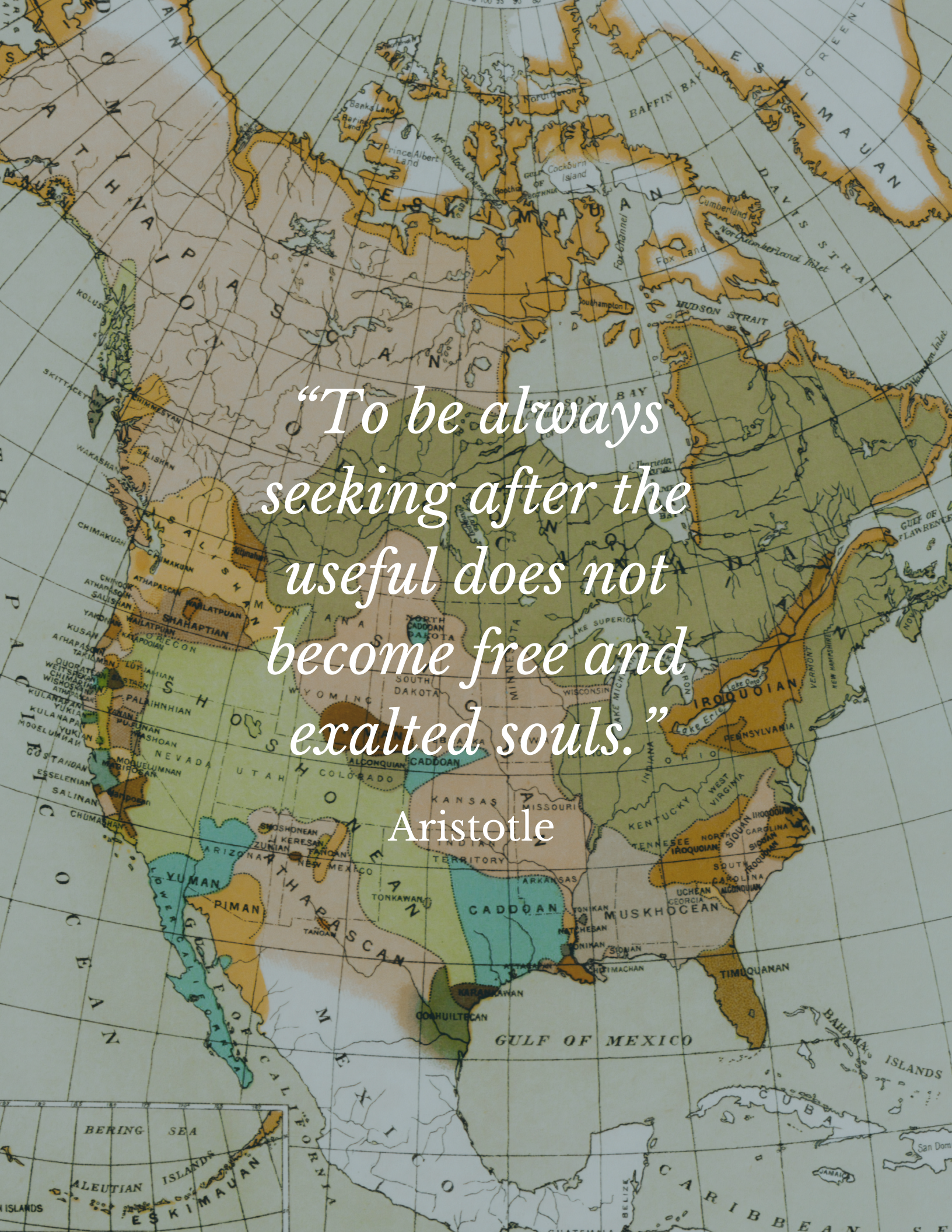
- (1) To solve word problems that involve finding the area or perimeter of rectangular shapes in real life scenarios

b) Arithmetic Word Problems

- (1) To solve one or two step word problems using addition and/or subtraction
- (2) To solve one or two step word problems using multiplication and/or division
- (3) To solve one step word problems using multiplication or division involving dollars and cents (1-digit whole number multiplier or divisor)
- (4) To solve one and two step word problems using addition, subtraction, multiplication and/or division involving length or weight/mass measurements

c) Data Analysis

- (1) To read and interpret data from line graphs and line plots



*“To be always  
seeking after the  
useful does not  
become free and  
exalted souls.”*

Aristotle

# CLT5 Test Design: Verbal Reasoning

## Essentials of Grammar

*Orthography:* The orthography subdomain tests a student's ability to spell grade-appropriate words correctly, identify misspelled words, apply proper punctuation and capitalization rules, understand basic English word morphology, and identify common abbreviations. These questions make up approximately 15% of the exam.

*Parts of Speech:* The parts of speech subdomain tests a student's ability to identify nouns and pronouns in phrases or sentences, identify verbs and their usage, and recognize parts of speech in a narrative or instructional text. These questions make up approximately 18% of the exam.

*Sentence Structure and Diagramming:* The sentence structure and diagramming subdomain tests a student's ability to understand basic sentence structure and recognize the various parts of a sentence that make up the proper construction of the sentence. These questions make up approximately 18% of the exam.

## Analysis

*Textual Analysis and Interpretation of Evidence:* The textual analysis and interpretation of evidence subdomains test a student's ability to identify the moral or lesson in a classical passage and find evidence to support claims made in a narrative or instructional text. These questions make up approximately 10% of the exam.

## Reading Comprehension

*Passage as a Whole:* The passage as a whole subdomain tests a student's ability to comprehend the main ideas of a narrative or instructional text and identify parts of a text that make up the structure of a narrative or instructional text. These questions take up approximately 10% of the exam.

*Passage Details:* The passage details subdomain tests a student's ability to find specific details and to understand the meaning of vocabulary words within a narrative or instructional text. These questions make up approximately 10% of the exam.

*Word Relationships:* The word relationships subdomain tests a student's ability to identify the relationship between a given pair of words or a phrase that share a relationship with another pair of words or phrases. These questions make up approximately 10% of the exam.

## Writing Concepts and Skills

*Style and Word Choice:* The style and word choice subdomains test a student's ability to recognize elements of writing style such as the use of figurative language, to recognize the author's tone, and to choose the word that best fits in the context of a narrative or instructional text. These questions make up approximately 10% of the exam.

# CLT5 Test Design: Quantitative Reasoning

## Arithmetic and Operations

*Numbers and Counting:* The numbers and counting subdomain tests a student's ability to determine the place value of digits in whole numbers up to one billion and to demonstrate basic number sense of whole numbers up to one billion; fractions and decimals. These questions make up approximately 21% of the exam.

*Operations with Whole Numbers, Fractions, and Decimals:* The operations with whole numbers, fractions, and decimals subdomain tests a student's ability to perform the basic operations of arithmetic using whole numbers up to one billion; fractions and decimals. These questions make up approximately 21% of the exam.

*Algebraic Reasoning, Patterns, and Basic Number Theory:* The algebraic reasoning, patterns, and basic number theory subdomain tests a student's ability to use the inverse properties of operations to find missing numbers in equations, recognize basic number patterns for whole numbers up to one billion, and find factors and multiples, including the use of basic divisibility rules. These questions make up approximately 21% of the exam.

## Geometrical Reasoning

*Measurement:* The measurement subdomain tests a student's ability to recognize units of length, weight, and time measurements and to perform measurement-related calculations. These questions make up approximately 9% of the exam.

*Plane Geometry and Properties of Shapes:* The measurement subdomain tests a student's ability to identify shapes and their properties, identify spatial patterns, and find area and perimeter of regular polygons. These questions make up approximately 9% of the exam.

## Mathematical Reasoning

*Logic and Word Problems:* The logic and word problems subdomains test a student's ability to solve problems where it is necessary to determine if a condition is true or false, find the number of solutions that meet two conditions, solve geometric and arithmetic word problems, and word problems involving the interpretation of graphs. These questions make up approximately 20% of the exam.

# CLT5 Skills

## I. Verbal Reasoning: Grammar

### A. Essentials of Grammar

#### 1. Orthography

##### a) Spelling

- (1) To identify words that are spelled correctly
- (2) To identify commonly misspelled words
- (3) To distinguish the spelling of different homophones based on their meaning (i.e., sweet vs. suite or pedal vs. peddle)
- (4) To recognize the proper construction of a contraction in a phrase or sentence
- (5) To distinguish between synonyms and antonyms
- (6) Derive a proper adjective from its proper noun (i.e., America - American, China - Chinese)

##### b) Punctuation

- (1) To appropriately apply punctuation rules within a phrase or a sentence, including more advanced understanding of comma usage in compound sentences, series, nouns of direct address, simple quotations, and appositives
- (2) To appropriately apply punctuation rules within a phrase or a sentence, including more advanced understanding of comma usage in split quotations (advanced), interjections, interrupting words, and descriptive adjectives

##### c) Capitalization

- (1) To appropriately apply capitalization rules to: first word in sentences, addresses, proper adjectives, proper nouns, abbreviations (moderate and advanced), initials, proper nouns (including noun phrases), and titles (advanced) (include distinguishing between common nouns and common nouns which have been included as integral parts of proper nouns, e.g.: I am going to the national park vs. I am going to Yosemite National Park)
- (2) To appropriately apply capitalization rules to simple quotations

##### d) Word Morphology

- (1) To identify the correct spelling of a word given common suffixes or prefixes (including a morphological understanding of the English language - advanced)

##### e) Abbreviations

- (1) To interpret the usage of abbreviations (including acronyms) within a passage (i.e., Peoples' Republic of China (PRC): abbreviation is used later in the passage just as PRC; Which of the following stand for PRC? A) Peoples' Rights in Community, B) Personal Responsibility Committee, C) Peoples' Republic of China, D) Practice Recognizing Compassion)

#### 2. Parts of Speech

##### a) Nouns and Pronouns (Including Pronoun-Antecedent Agreement)

- (1) To identify whether a noun or pronoun is singular or plural, concrete or abstract in a phrase or a sentence
- (2) To distinguish between possessive and non-possessive plural nouns, including irregular plural nouns (i.e., the geese's food vs. the geese flew); as well as recognize the correct possessive pronoun form

(including pronouns used as adjectives) (I gave Anna her book; she gave me back *mine* vs *mine's* or other similar common mistakes).

b) Verbs and Verb Tense

- (1) To follow rules concerning correct usage of verbs in a given context
- (2) To recognize the appropriate usage of present and past forms of common irregular verbs (i.e., say vs. said) in a phrase or sentence (advanced)

c) Parts of Speech in Context

- (1) To recognize words used as nouns, pronouns, verbs, adjectives, adverbs, and conjunctions in sentences from literature
- (2) To recognize words used as interjections and prepositions in complex sentences from literature
- (3) To identify nouns and pronouns acting as (noun and pronoun jobs): simple subject, subject complement (also called predicate noun/pronoun, predicate adjective, or predicate nominative), direct object of a verb, indirect object of a verb (advanced), object of a preposition, possessive modifiers (adjectives), or noun of direct address; identify verbs acting as simple predicates; include elements of diagramming (advanced)
- (4) To identify correct subject-predicate agreement
- (5) To recognize the correct usage of irregular comparatives and superlatives for adjectives and adverbs (e.g. more clearly vs clearer, little, less, least)

3. Sentence Structure and Diagramming

a) Sentence Structure

- (1) To identify the complete subject and the complete predicate of a sentence (including in interrogative sentences)
- (2) To identify the four main types of sentences (interrogative, statement, exclamatory, command)
- (3) To choose the appropriate introductory sentences (not necessarily the first sentence of a paragraph), body sentences, and concluding sentences in the context of a whole paragraph
- (4) To distinguish between simple and compound sentences
- (5) To identify the prepositional phrase in a sentence
- (6) To identify run-on sentences, sentence fragments, comma splice, and complete sentences within a text

b) Preposition Usage

- (1) To recognize the proper usage of prepositions in a phrase or a sentence

II. Verbal Reasoning: Reading Comprehension and Writing

A. Analysis

1. Textual Analysis & Interpretation of Evidence

a) Themes and Point of View

- (1) To identify the moral or lesson conveyed in a classical passage
- (2) To identify the point of view in a narrative

b) Supporting Arguments (Evidence)

- (1) To find supporting textual evidence for claims made in the text

B. Reading Comprehension

1. Passage as a Whole

a) Main Ideas

- (1) To demonstrate comprehension of the main ideas of a narrative or instructional text

- (2) To demonstrate comprehension of a secondary (subordinate) plot (story line) or character of a narrative
      - (3) To identify the problem and solution in a narrative
    - b) Structure
      - (1) To identify the elements of a story's structure that indicate the beginning, middle, and end
      - (2) To list the scenes in a narrative in chronological order
      - (3) To identify how the author organizes a text (i.e., chronologically, cause and effect, etc.)
      - (4) To recognize the use of poetic devices, such as stanza and rhyme
  - 2. Passage Details
    - a) Finding Details
      - (1) To identify relevant facts and details mentioned in a narrative or instructional text
      - (2) To identify and/or infer setting, plot, character(s), problem, and solution in a narrative
      - (3) To understand relationships (similarities, contrasts, etc) between settings, characters, and ideas (i.e., how do both characters show bravery? Or how is character 1 different from character 2?)
    - b) Vocabulary Use in Context
      - (1) To identify the meaning of age-appropriate words or phrases in a narrative text or instructional text
  - 3. Word Relationships
    - a) Analogies
      - (1) To identify the proper relationship between a pair of words that share a similar relationship as two given words
- C. Writing Concepts and Skills
- 1. Style
    - a) Use of Figurative Language
      - (1) To recognize the use of figurative language, such as simile and personification
      - (2) To recognize the use of figurative language, such as metaphor (advanced) and hyperbole (advanced)
      - (3) To recognize the use of figurative language, such as onomatopoeia and alliteration
    - b) Tone
      - (1) To choose the sentence or phrase that uses the appropriate tone based on the overall tone of the passage
  - 2. Word Choice
    - a) Word Choice
      - (1) To choose the word that best fits the context of the sentence

### III. Quantitative Reasoning and Mathematics

#### A. Arithmetic and Operations

##### 1. Numbers and Counting

###### a) Place Value

- (1) To determine the value of a digit or digits given its place in whole numbers up to one billion
- (2) To identify and recognize place value of decimals to the tenths, hundredths, and thousandths place

###### b) Number Sense (numbers up to one billion and down to the thousandths place, fractions, decimals, percentages)

- (1) To identify and locate whole numbers up to one billion on an open or segmented number line and their relative positions on the number line
- (2) To compare the value of whole numbers up to one billion
- (3) To round whole numbers up to 9 digits to any given place value(s)
- (4) To convert between equivalent fractions and decimals
- (5) To compare proper fractions with like and unlike denominators
- (6) To convert between improper fractions and mixed numbers
- (7) To identify and locate proper and improper fractions and mixed numbers on an open or segmented number line and their relative positions on the number line
- (8) To round decimals to the tenths, hundredths, and thousandths place
- (9) To reduce (simplify) fractions to their simplest form
- (10) To understand that proportions (ratios) can be written in fractional form
- (11) To find equivalent ratios (i.e., the ability to simplify ratios written as fractions that are being used to compare two or more quantities)
- (12) To compare ratios (not including cross-product application)
- (13) To understand that a percentage is a part-whole relationship where the denominator is 100
- (14) To express fractions and decimals as percentages

##### 2. Operations with Whole Numbers, Fractions, and Decimals

- (1) To add and subtract whole numbers up to one billion
- (2) To estimate products and quotients of whole numbers to the nearest place value
- (3) To multiply whole numbers up to 3-digits by 2-digit whole numbers
- (4) To add and subtract proper and improper fractions and mixed numbers with like and unlike denominators up to 12, as well as 25, 50, 75, and 100
- (5) To multiply a fraction by a fraction with single digit numerators and denominators
- (6) To multiply a decimal by a whole number
- (7) To divide a decimal by a 1-digit whole number with no remainder
- (8) To multiply mixed numbers with single digit numerators and denominators


##### 3. Algebraic Reasoning, Patterns, and Basic Number Theory

###### a) Finding Number Patterns

- (1) To recognize simple arithmetic number patterns of whole numbers up to one billion
- (2) To recognize patterns using proper and improper fractions and mixed numbers with like and unlike denominators

- (3) To recognize simple patterns using decimals that change by tenths, hundredths, and thousandths
  - b) Finding Missing Numbers in Equations
    - (1) To identify missing values on either side of an equal sign involving addition, subtraction, multiplication, and division
  - c) Factors, Multiples, and Divisibility Rules
    - (1) To list all factors of a given whole number
    - (2) To list a finite number of multiples of a given whole number
    - (3) To find common factors of two or three whole numbers
    - (4) To find common factors of two whole numbers using prime factorization
    - (5) To find the least common multiple of two whole numbers
    - (6) To find the greatest common factor of two whole numbers
    - (7) To factor 2-digit whole numbers using prime factorization
    - (8) To use divisibility rules to identify multiples of a given number (divisibility rules for 2, 3, 5, 9, 10, and 25)
    - (9) To identify prime and composite numbers between 1-50
- B. Geometrical Reasoning
- 1. Measurement (English and metric systems)
    - a) Length Problems
      - (1) To compare units of length between the English and metric systems (whole and fractional)
      - (2) To convert between units of length between the English and metric systems (whole and fractional)
    - b) Weight/Mass Problems
      - (1) To compare units of weight/mass between the English and metric systems (whole and fractional)
      - (2) To convert between units of weight between the English and metric systems (whole and fractional)
    - c) Time
      - (1) To add units of time in years, months, days, hours, minutes, and seconds
  - 2. Plane Geometry and Properties of Shapes
    - a) Plane Geometry
      - (1) To identify parallel and perpendicular lines
      - (2) To classify an angle as either acute, obtuse, right
      - (3) To classify quadrilaterals as parallelograms, rectangles, squares, rhombi, and/or trapezoids
      - (4) To classify triangles by size and angles (i.e., equilateral, isosceles, scalene, right)
      - (5) To identify the line of symmetry in various shapes
    - b) Identifying Spatial Patterns
      - (1) To predict the next shape in a pattern of shapes
      - (2) To predict part-whole relationships within a pattern
      - (3) To predict simple transformations of shapes within a pattern (i.e., rotation, reflection)
    - c) Finding Area and Perimeter of Regular Polygons (Squares, Rectangles, and Triangles)
      - (1) To calculate the area and perimeter of rectangles and composite figures
- C. Mathematical Reasoning
- 1. Logic
    - a) Which of the following is true?

- (1) To solve word problems where it is necessary to find the condition that is true
- b) Conditions Logic Problems
  - (1) To solve word problems where it is necessary to find the number of solutions that meet two conditions
- 2. Word Problems
  - a) Geometric Word Problems
    - (1) To solve word problems that involve finding the area or perimeter of rectangular shapes in real life scenarios
  - b) Arithmetic Word Problems
    - (1) To solve word problems where simple logic or reasoning is necessary to find the answer
    - (2) To solve one or two step word problems using addition and/or subtraction (whole numbers or fractions)
    - (3) To solve one or two step word problems using multiplication or division involving dollars and cents
    - (4) To solve one and two step word problems using multiplication or division involving dollars and cents
    - (5) To solve one and two step word problems involving multiplying and/or dividing a fraction by a whole number or a whole number by a fraction
  - c) Data Analysis
    - (1) To interpret data from line plots, line and bar graphs
    - (2) To calculate the average of a numerical set of data



*“Love is in all things  
a most wonderful  
teacher.”*

• Charles Dickens

# CLT6 Test Design: Verbal Reasoning

## Essentials of Grammar

*Orthography:* The orthography subdomain tests a student's ability to spell grade-appropriate words correctly, identify misspelled words, apply proper punctuation and capitalization rules, understand basic English word morphology, and identify common abbreviations. These questions make up approximately 10% of the exam.

*Parts of Speech:* The parts of speech subdomain tests a student's ability to identify nouns and pronouns in phrases or sentences, identify verbs and their usage, and recognize parts of speech in a narrative or instructional text. These questions make up approximately 20% of the exam.

*Sentence Structure and Diagramming:* The sentence structure and diagramming subdomain tests a student's ability to understand basic sentence structure and recognize the various parts of a sentence that make up the proper construction of the sentence. These questions make up approximately 20% of the exam.

## Analysis

*Textual Analysis and Interpretation of Evidence:* The textual analysis and interpretation of evidence subdomains test a student's ability to identify the moral or lesson in a classical passage and find evidence to support claims made in a narrative or instructional text. These questions make up approximately 10% of the exam.

## Reading Comprehension

*Passage as a Whole:* The passage as a whole subdomain tests a student's ability to comprehend the main ideas of a narrative or instructional text and identify parts of a text that make up the structure of a narrative or instructional text. These questions take up approximately 10% of the exam.

*Passage Details:* The passage details subdomain tests a student's ability to find specific details and to understand the meaning of vocabulary words within a narrative or instructional text. These questions make up approximately 10% of the exam.

*Word Relationships:* The word relationships subdomain tests a student's ability to identify the relationship between a given pair of words or a phrase that share a relationship with another pair of words or phrases. These questions make up approximately 10% of the exam.

## Writing Concepts and Skills

*Style and Word Choice:* The style and word choice subdomains test a student's ability to recognize elements of writing style such as the use of figurative language, to recognize the author's tone, to recognize the concision and clarity of phrases or sentences, and to choose the word that best fits in the context of a narrative or instructional text. These questions make up approximately 10% of the exam.

# CLT6 Test Design: Quantitative Reasoning

## Arithmetic and Operations

*Numbers and Counting:* The numbers and counting subdomain tests a student's ability to determine the place value of digits in whole numbers up to one billion and to demonstrate basic number sense of whole numbers up to one billion; fractions, decimals, and percentages. These questions make up approximately 21% of the exam.

*Operations with Whole Numbers, Fractions, and Decimals:* The operations with whole numbers, numbers, fractions, and decimals subdomain tests a student's ability to perform the basic operations of arithmetic using whole numbers up to one billion; fractions, decimals, and percentages. These questions make up approximately 21% of the exam.

*Algebraic Reasoning, Patterns, and Basic Number Theory:* The algebraic reasoning, patterns, and basic number theory subdomain tests a student's ability to use the inverse properties of operations to find missing numbers in equations, recognize basic number patterns for whole numbers up to one billion, and find factors and multiples, including the use of basic divisibility rules. These questions make up approximately 21% of the exam.

## Geometrical Reasoning

*Measurement:* The measurement subdomain tests a student's ability to recognize units of length, weight, and time measurements and to perform measurement-related calculations. These questions make up approximately 7% of the exam.

*Plane Geometry and Properties of Shapes:* The measurement subdomain tests a student's ability to identify Cartesian coordinates, identify shapes and their properties, identify spatial patterns, and find area and perimeter of regular polygons. These questions make up approximately 7% of the exam.

## Mathematical Reasoning

*Logic and Word Problems:* The logic and word problems subdomains test a student's ability to solve logic problems where it is necessary to determine if a condition is true or false, find the number of solutions that meet two conditions, find counterexamples, and identify the logic involved in operations with integers; solve geometric and arithmetic word problems, and word problems involving the interpretation of graphs. These questions make up approximately 24% of the exam.

# CLT6 Skills

## I. Verbal Reasoning: Grammar

### A. Essentials of Grammar

#### 1. Orthography

##### a) Spelling

- (1) To identify words that are spelled correctly
- (2) To identify commonly misspelled words
- (3) To distinguish the spelling of different homophones based on their meaning
- (4) To derive a proper adjective from its proper noun
- (5) To recognize the proper construction of a contraction in a phrase or sentence
- (6) To distinguish between synonyms and antonyms of a given word

##### b) Punctuation

- (1) To appropriately apply punctuation rules within a phrase or a sentence, including more advanced understanding of comma usage in compound sentences, series, nouns of direct address, simple quotations, appositives, separation of city and state, and commas within dates
- (2) To appropriately apply punctuation rules within a phrase or a sentence, including more advanced understanding of comma usage in split quotations, interjections, interrupting words, and descriptive adjectives, as well as mixed and inverted word order in sentences
- (3) To apply the appropriate use of hyphens within words

##### c) Capitalization

- (1) To appropriately apply capitalization rules to: first word in sentences, addresses, proper adjectives, proper nouns, abbreviations (moderate and advanced), initials, proper nouns (including noun phrases), simple quotations and titles (advanced) (include distinguishing between common nouns and common nouns which have been included as integral parts of proper nouns)

##### d) Word Morphology

- (1) To identify the correct spelling of a word given common suffixes or prefixes

##### e) Abbreviations

- (1) To interpret the usage of abbreviations within a passage

#### 2. Parts of Speech

##### a) Nouns and pronouns

- (1) To identify whether a noun or pronoun is singular or plural; concrete or abstract, in a phrase or a sentence
- (2) To distinguish between possessive and non-possessive plural nouns, including irregular plural nouns
- (3) To demonstrate knowledge regarding using the correct pronominal form depending on its antecedent or as dictated by the required case (nominative, objective, or genitive) in simple and compound phrases and sentences (excluding relative pronouns)

##### b) Verbs and verb tense

- (1) To recognize the appropriate usage of present and past form of common irregular verbs (i.e., say vs. said) in a phrase or sentence

##### c) Parts of speech in context

- (1) To recognize words used as nouns, pronouns, verbs, adjectives, adverbs, prepositions, and conjunctions in sentences from literature
- (2) To recognize words used as interjections in sentences from literature
- (3) To identify nouns and pronouns are acting (noun and pronoun jobs) as a subject, subject complement, direct object, indirect object, object of a preposition, possessive modifiers (adjectives)
- (4) Differentiate between different types of pronouns (including pronouns used as adjectives): demonstrative, indefinite, relative, interrogative, personal, reflexive, or intensive
- (5) To identify correct noun-verb agreement, including irregular nouns; identify verbs acting as simple predicates; include elements of diagramming
- (6) To recognize the correct usage of irregular superlatives for adjectives and adverbs

### 3. Sentence Structure and Diagramming

#### a) Sentence Structure

- (1) To identify the simple and complete subject and simple and complete predicate (including in interrogative sentences), and connectives of a sentence
- (2) To identify the four main types of sentences (interrogative, statement, exclamatory, command)
- (3) To identify introductory sentences (not necessarily the first sentence of a paragraph), topic sentence (situated anywhere in the paragraph), body sentences, and concluding sentences in the context of a whole paragraph
- (4) To use the proper punctuation between clauses with a conjunctive or introductory adverb
- (5) To distinguish between definite and indefinite articles in a phrase or sentence
- (6) To identify run-on sentences, sentence fragments, comma splices, clauses and complete sentences within a text
- (7) To identify the word order in a sentence as normal, mixed, or inverted

#### b) Preposition usage

- (1) To recognize the proper usage of prepositions in a phrase or a sentence

## II. Verbal Reasoning: Reading Comprehension and Writing

### A. Analysis

#### 1. Textual Analysis & Interpretation of Evidence

##### a) Themes and Point of View

- (1) To identify the moral or lesson conveyed in a classical passage
- (2) To identify or infer the point of view of any character in a narrative (i.e., How would the fox have thought of so-and-so's action?)

##### b) Interpretation of Evidence

- (1) Supporting Arguments (Evidence)
  - (a) To find supporting textual evidence for claims made in the text

### B. Reading Comprehension

#### 1. Passage as a Whole

##### a) Main Ideas

- (1) To demonstrate comprehension of the main ideas of a narrative or instructional text
- (2) To demonstrate comprehension of a secondary (subordinate) plot (story line) or character of a narrative

- (3) To identify the problem and solution in a narrative
    - b) Structure
      - (1) To identify the elements of a story's structure that indicate the beginning, middle, and end
      - (2) To list the scenes in a narrative in chronological order
      - (3) To identify how the author organizes a text (i.e., chronologically, cause and effect, etc.)
      - (4) To recognize the use of poetic devices, such as stanza and rhyme, and simple rhythmic patterns
  - 2. Passage Details
    - a) Finding Details
      - (1) To recall facts and details mentioned in a narrative or instructional text
      - (2) To identify and/or infer setting, plot, character(s), problem, turning point, and solution in a narrative; include similarities and contrast
    - b) Vocabulary Use in Context
      - (1) To identify the meaning of age-appropriate words or phrases in a narrative text or instructional text
  - 3. Word Relationships
    - a) Analogies
      - (1) To identify the proper relationship between words or phrases
- C. Writing Concepts and Skills
- 1. Style
    - a) Use of Figurative Language
      - (1) To recognize the use of figurative language, such as simile, hyperbole (exaggeration or amplification), and personification in narrative text
      - (2) To recognize the use of figurative language, such as metaphor, and poetic/emphatic repetition in narrative text To recognize the use of figurative language, such as onomatopoeia and alliteration
      - (3) To identify the use of synecdoche in a narrative (i.e., "fifty sails" for "fifty ships" or "hired hand" for worker. Example question: "In Paragraph X, Sentence Y, the phrase "hired hand" most closely means" A) a hand model, B) a farm worker, C) professional handwriting, D) a paid audience applauding)
    - b) Tone
      - (1) To choose the sentence or phrase that uses the appropriate tone based on the overall tone of the passage
      - (2) To identify elements of irony within a narrative
    - c) Conciseness/Clarity
      - (1) To choose the sentence or phrase that represents the clearest and most concise way to convey a thought within a narrative or instructional text
  - 2. Word Choice
    - a) Word Choice
      - (1) To choose the word that best fits the context of the sentence

### III. Quantitative Reasoning and Mathematics

#### A. Arithmetic and Operations

##### 1. Numbers and Counting

###### a) Place Value

- (1) To determine the value of a digit or digits given its place in whole numbers up to one billion
- (2) To identify and recognize place value of decimals to the tenths, hundredths, and thousandths place

###### b) Number Sense (numbers up to one billion and down to the ten thousandths place, fractions, decimals, percentages)

- (1) To identify and locate positive numbers and zero on a segmented number line
- (2) To identify and locate negative numbers on a segmented number line
- (3) To round mixed numbers, represented as decimals up to the thousandths place
- (4) To identify equivalent fractions (including least common multiple and the greatest common factor)
- (5) To compare fractions with like and unlike denominators
- (6) To convert between improper and mixed numbers
- (7) To round decimals to the tenths, hundredths, and thousandths place
- (8) To identify and locate proper, improper fractions, mixed numbers, and decimals on an open number line or a segmented number line
- (9) To calculate rates as a proportion of a quantity over time
- (10) To compare ratios and use proportions with cross-product applications
- (11) To convert between fractions, decimals, and percentages (particularly with common fractions, decimals, and percentages; denominators should be 1-10, 25, 50)

##### 2. Operations with Numbers, Fractions, and Decimals

- (1) To add and subtract whole numbers up to one billion
- (2) To add, subtract, and multiply decimals in the tenths, hundredths, and thousandths place
- (3) To multiply whole numbers with multiple digits; Divide a whole number with multiple digits by a 2-digit divisor
- (4) To add and subtract proper and improper fractions, and mixed numbers with like and unlike denominators
- (5) To multiply a fraction by a whole number (up to two digit numerators and denominators)
- (6) To multiply a fraction by a fraction (up to two digit numerators and denominators)
- (7) To multiply mixed numbers (up to two digit numerators and denominators)
- (8) To divide a whole number by a fraction (up to two digit numerators and denominators)
- (9) To multiply a decimal by a decimal (up to thousandth place only)
- (10) To divide a decimal by decimal (up to tenths place only)
- (11) To calculate the absolute value of a number
- (12) To calculate the value of an exponent

##### 3. Algebraic Reasoning, Patterns, and Basic Number Theory

###### a) Finding Number Patterns

- (1) To compare and order whole numbers using any set of whole numbers

- (2) To identify patterns using proper and improper fractions and mixed numbers with like denominators (i.e., find the missing fraction/mixed number in the sequence)
- (3) To identify patterns using proper and improper fractions and mixed numbers with unlike denominators (i.e., find the missing fraction/mixed number in the sequence)
- (4) To compare and order decimals to the tenths, hundredths, and thousandths place
- b) Arithmetic, Algebraic Expressions, and Equations
  - (1) To substitute a letter (variable) for a number in an expression
  - (2) To evaluate arithmetic expressions involving more than one operation using order of operations (including exponents and expressions with parentheses)
  - (3) To simplify algebraic expressions by combining like terms (no distributive property)
  - (4) To evaluate algebraic expressions
- c) Factors, Multiples, and Divisibility Rules
  - (1) To identify multiples of a given number
  - (2) To list a finite number of multiples of a given number
  - (3) To find common factors of two or more numbers
  - (4) To list all factors of a given whole number
  - (5) To factor a 3-digit whole number using prime factorization
  - (6) To find common factors of 3-digit whole numbers using prime factorization
  - (7) To find least common multiples for three whole numbers
  - (8) To find greatest common factors of two or three whole numbers
  - (9) To use divisibility rules to identify multiples of a number (2,3,4,5,6,8,9,10, 25)
  - (10) To identify prime versus composite numbers between 1-100

## B. Geometrical Reasoning

- 1. Measurement (English and Metric Systems)
  - a) Length Problems
    - (1) To compare units of length between the English and metric systems (whole and fractional)
    - (2) To convert between units of length between the English and metric systems (whole and fractional)
  - b) Weight/Mass Problems
    - (1) To compare units of weight/mass between the English and metric systems (whole and fractional)
    - (2) To convert between units of weight/mass between the English and metric systems (whole and fractional)
  - c) Volume Problems
    - (1) To compare units of volume between the English and metric systems (whole and fractional)
    - (2) To convert between units of volume between the English and metric systems (whole and fractional)
- 2. Plane Geometry and Properties of Shapes
  - a) Plane Geometry
    - (1) To sum the angles of a triangle and find missing angles in a triangle
    - (2) To identify and plot x- and y-coordinates on a Cartesian plane
    - (3) To classify triangles by sides and angles - equilateral, isosceles, scalene, and right triangle
  - b) Identifying Spatial Patterns

- (1) To predict the next shape in a pattern of shapes
  - (2) To predict part-whole relationships within a pattern
  - (3) To predict simple transformations of shapes within a pattern (i.e., rotation, reflection)
  - c) Finding Area and Perimeter of Planar Shapes and Volume of Solids
    - (1) To calculate the area and perimeter of rectangles, and triangles, as well as of complex shapes which can be divided or extended into rectangles and triangles
    - (2) To calculate the volume of 3D figures such as cubes
- C. Mathematical Reasoning
- 1. Logic
    - a) Which of the following is true?
      - (1) To solve word problems where it necessary to find the condition that is true
    - b) Conditions Logic Problems
      - (1) To solve word problems where it is necessary to find the number of solutions that meet two conditions
    - c) Which of the following is a counterexample that shows this statement is not true for all such examples?
      - (1) To solve word problems where it is necessary to find the counterexample of a given statement
    - d) Integer Problems
      - (1) To solve word problems where it is necessary to find the result of certain operations involving integers
  - 2. Word Problems
    - a) Geometric Word Problems
      - (1) To solve word problems that involve finding the area or perimeter of rectangular, triangular, and composite shapes in real life scenarios (include problems where a side length is missing)
    - b) Arithmetic Word Problems
      - (1) To solve simple reasoning/logic problems
      - (2) To solve one or two step word problems using addition and/or subtraction (whole numbers or fractions)
      - (3) To solve one or two step word problems using multiplication and/or division
      - (4) To solve one and two step word problems using multiplication or division involving dollars and cents (1-digit whole number multiplier or divisor)
      - (5) To solve one and two step word problems involving multiplying and/or dividing a fraction by a whole number or a whole number by a fraction
    - c) Reasoning/Logic Problems
      - (1) To solve word problems where logic is necessary to find the solution
    - d) Simple Reasoning Word Problems
      - (1) To solve word problems where it is necessary to identify which of three given statements are true
    - e) Data Analysis
      - (1) To calculate statistical measures such as mean, median, minimum, maximum, and range
      - (2) To interpret data from a pie chart
      - (3) To interpret data from Venn Diagrams



Copyright © 2026 Classic Learning Initiatives, LLC. All Rights Reserved.